



COUNTRYSIDE ESTATES

205 HIGH ROAD • BENFLEET • ESSEX • SS7 5HY

TEL: 01268 755555 EMAIL: benfleet@countrysideestates.co.uk

www.countrysideestates.co.uk



Plot 1 Guernsey Gardens, Wickford, Essex, SS11 7BA

£675,000 Freehold

A MOST IMPRESSIVE FOUR BEDROOM LINKED-DETACHED NEW HOME BUILT TO AN EXTREMELY HIGH SPECIFICATION with bespoke fitted kitchen with quartz worktops, tiled flooring throughout ground floor with underfloor heating, four piece suite family bathroom and En-suite to the main bedroom. This new home is offered with 10 years building guarantee.

Ideally positioned within minutes walk of Wickford train station for the Greater Anglia Line to London Liverpool Street as well as a few minutes from High Street for shops and local amenities. Catchment of Beauchamps Secondary School which has OFSTED rating of outstanding.

READY TO MOVE INTO STRAIGHT AWAY - VIEWING HIGHLY RECOMMENDED.

Plot 1 Guernsey Gardens, Wickford, Essex, SS11 7BA

Accommodation

Composite part glazed entrance door, opening to:

Spacious Entrance Hall 25'7 x 5'5 (7.80m x 1.65m)



Tiled flooring with underfloor heating, coved smooth plastered ceiling with inset spotlights, storage cupboard, power points. Doors leading to:

Lounge 17'9 x 10'6 (5.41m x 3.20m)



Upvc double glazed bay window to front aspect, tiled flooring with underfloor heating, coved smooth plastered ceiling with inset spotlights, TV and power points.

Kitchen/Diner 23'10 x 13'0 max (7.26m x 3.96m max)



Two sets of bi-folding doors leading out to rear garden, tiled flooring with underfloor heating, coved smooth plastered ceiling with inset spotlights, modern fitted kitchen by KUBE with wall & base units, central island unit with breakfast bar, integrated appliances comprising induction hob, double oven, fridge/freezer, dishwasher, TV and power points.

Utility Room 7'0 x 5'5 (2.13m x 1.65m)

Upvc part glazed door opening to side, tiled flooring with underfloor heating, smooth plastered ceiling with inset spotlights, fitted wall and base units with space and plumbing for washing machine and tumble dryer, power points.

Study/Home Office 11'10 x 7'4 (3.61m x 2.24m)



Upvc double glazed window to side aspect, coved smooth plastered ceiling with inset spotlights, tiled flooring with underfloor heating, TV and power points.

Ground Floor Cloakroom

Upvc double glazed obscure window to side aspect, smooth plastered ceiling with inset spotlights, tiled flooring with under floor heating, wall mounted solid marble wash hand basin with brushed brass mixer tap, concealed system W.C.

Landing



Carpet, smooth plastered ceiling with inset spotlights, power points and radiator, storage cupboard. Doors opening to:

Plot 1 Guernsey Gardens, Wickford, Essex, SS11 7BA

Bedroom One 17'9 x 10'6 (5.41m x 3.20m)



Upvc double glazed bay window to front aspect, carpet, smooth plastered ceiling with inset spotlights, radiator, TV and power points.

En-Suite

Upvc double glazed obscure window to side aspect, smooth plastered ceiling with inset spotlights, wet room walk-in shower with glass screen, rainfall shower head and hand held shower, wall mounted vanity unit with inset hand wash basin, concealed W,C, wall mounted heated towel rail.

Bedroom Two 13'1 x 11'8 (3.99m x 3.56m)



Upvc double glazed window to rear aspect, carpet, smooth plastered ceiling with inset spotlights, radiator, TV and power points.

Bedroom Three 17'2 x 8'3 (5.23m x 2.51m)



Upvc double glazed window to front aspect, carpet, smooth plastered ceiling with inset spotlights, radiator, TV and power points.

Bedroom Four 10'1 x 8'3 (3.07m x 2.51m)



Upvc double glazed window to rear aspect, carpet, smooth plastered ceiling with inset spotlights, radiator, storage cupboard, TV and power points.

Family Bathroom

Upvc double glazed obscure window to side aspect, smooth plastered ceiling with inset spotlights, tiled flooring and fully tiled walls, four piece suite comprising an egg shaped free standing bath, walk-in shower with glass screen and rainfall shower head, stone shelf with ceramic wash hand basin and mixer tap, concealed system W.C, wall mounted heated towel rail.

Rear Garden 83 ft x 30ft (25.30m ft x 9.14mft)

Landscaped rear garden with large patio area adjoining property and remainder laid to lawn.

Garage 22'10 x 9'9 (6.96m x 2.97m)

Electric space saver roller door, personal door leading to rear garden, lighting and power points.


Front Garden


Spacious block paved driveway providing ample of street parking for several vehicles, flower bed to front boundary.

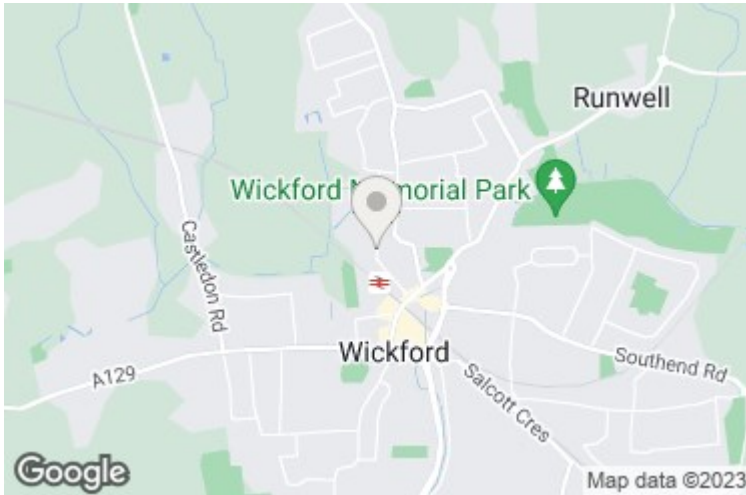
Council Tax

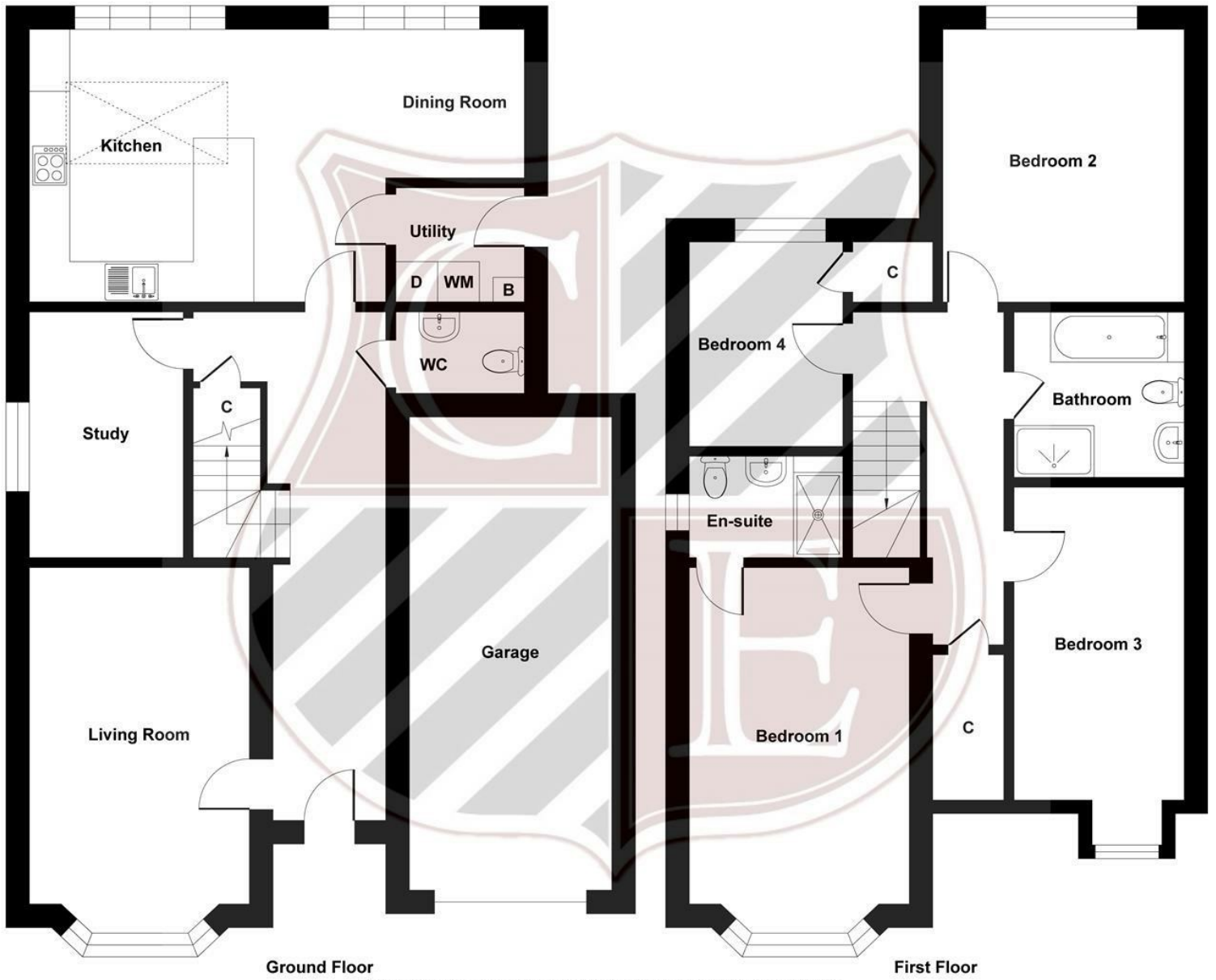
TBC

Plot 1 Guernsey Gardens, Wickford, Essex, SS11 7BA

Energy Efficiency Rating		
	Current	Potential
Very energy efficient - lower running costs		
(92 plus) A		
(81-91) B		
(69-80) C		
(55-68) D		
(39-54) E		
(21-38) F		
(1-20) G		
Not energy efficient - higher running costs		
England & Wales	EU Directive 2002/91/EC	

Environmental Impact (CO ₂) Rating		
	Current	Potential
Very environmentally friendly - lower CO ₂ emissions		
(92 plus) A		
(81-91) B		
(69-80) C		
(55-68) D		
(39-54) E		
(21-38) F		
(1-20) G		
Not environmentally friendly - higher CO ₂ emissions		
England & Wales	EU Directive 2002/91/EC	





Ground Floor

First Floor

Illustration for identification purposes only, measurements are approximate, not to scale.
Produced by Elements Property



These particulars do not constitute any part of an offer or contract. Accordingly their accuracy is not guaranteed. Any prospective purchaser or lessee should satisfy themselves to the correctness of statements or information in these particulars.